

Entry Level	104
Intermediate Level	106
Expert Level	110
Programming Services	116



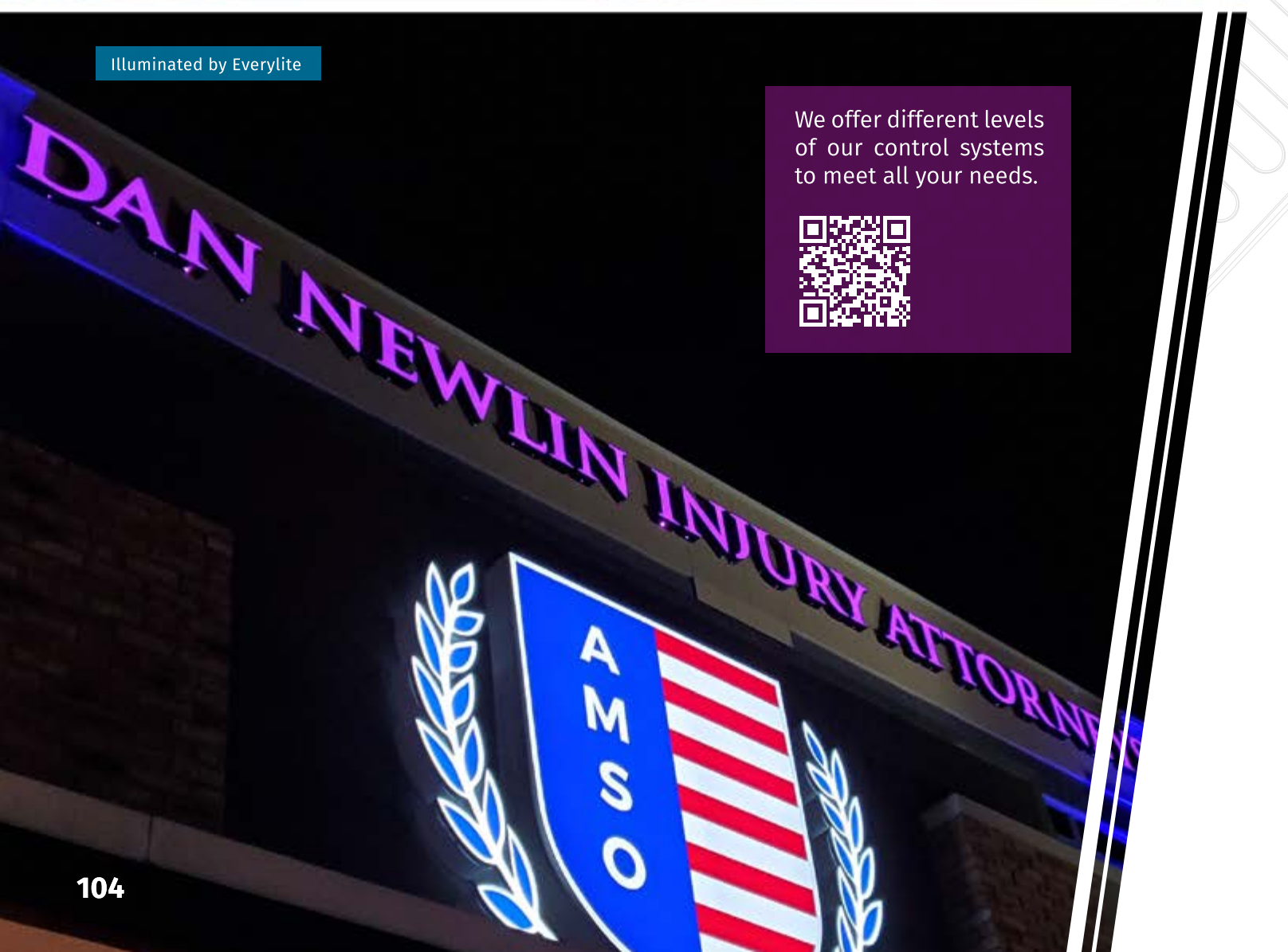
Using a combination of RGB LEDs and an RGB controller you can achieve 16,581,375 possible colors.



CONTROL SYSTEMS



Illuminated by Everylite



We offer different levels of our control systems to meet all your needs.



Control Systems

We have a wide variety of options to fit your needs. All of our controllers are part of our Color Plus program, and we are here to make sure you get something that is beyond your expectations.

Entry Level



R-DIM-4 DIMMER REMOTE

- Multi-zone wireless RF dimmer remote
- Smooth dimming from 0 to 100%
- 2 x AAA batteries
- 4 zone control



R-FW-4 RGB REMOTE

- Multi-zone wireless RF color changing remote
- 256 levels of color/brightness adjustment
- 2 x AAA batteries
- 4 zone control

The Entry Level products are a cost-effective solution for color-changing and dimming effects across a limited number of zones.

C-E4 LED CONTROLLER

- 12-24VDC input and 4 channel output
- Compatible with single color and RGB/RGBW remotes
- Smooth dimming and switching without any flickering
- Pair up to 10 remotes per controller



Control Systems

Intermediate Level



C-PWM-5A4-OD OUTDOOR RECEIVER

- It can be paired with up to 8 different remotes
- Can be synchronized with endless receivers
- IP67 rated




The Intermediate Level products offer color-changing and dimming capabilities across multiple zones with preset effects.



R-PWM-8 RGBW REMOTE

- Our signature RGBW remote option
- You can control 8 zones separately
- Built-in 10 changing modes
- Adjustable changing speed



This controller is UL Listed and approved for signage use. Ask us more about it!

Illuminated by Everlylite

Control Systems

Intermediate Level



C-AMP-E4 INDOOR AMPLIFIER

- 4 Channel Power Repeater
- Receives PWM control signal and amplifies the signal
- 12-36VDC constant voltage technology
- 5A output per channel
- IP20 rated

The differences between these two products are their rating. The top one is indoor rated while the bottom one is waterproof and rated for outdoor use. The bottom one also bears the UL mark as a UL Recognized Component.




C-AMP-5A4-OD OUTDOOR AMPLIFIER

- 4 Channel Power Repeater
- Receives PWM control signal and amplifies the signal
- 12-36VDC constant voltage technology
- 5A output per channel
- IP67 rated



A signal repeater is used to extend the coverage area of your signal. It works by receiving your existing signal, amplifying it and then replicating the boosted signal to the next device.

Illuminated by Everylite -
Fixture Contractor: LNS Signs



Illuminated by Everylite

You can upgrade your ELM license to unlock more channels. The only real limit is your imagination!

Control Systems

Expert Level



The expert level provides fully customizable color changing and flashing effects across a large number of zones or pixels.



C-DMX-EU16S



ELM LED MAPPER

An incredible versatile pixel mapping solution that allows you to map live or pre-rendered videos, or create effects from the predetermined library. You can control as little as 2048 eDMX channels up to 1,048,576 for those high-profile applications.

You can	What it means to you	
Record	Static scenes You can add individually or in bulk your DMX values	Dynamic recording You can record a DMX source using 5 pin XLR ports or Art-Net or sACN using the network port
Edit	Playlist Use the timeline to drop in the cue your dynamic or static scenes assigning them the starting and ending time using dazzling transitions	Triggers You can set up to 128 different triggers for your shows to respond to
Play	Events You can activate additional equipment such as fog machines or lighting elements, or even another EU16S with the trigger feature	Failsafe Just in case something goes wrong, you can manually override your playlist from the device or the web interface



This Cloud is truly remote! Controlling beyond your local networks is now easy and secure.

Illuminated by Everlyte

Control Systems

Expert Level



TPC

Touch Panel Controller

- 4.3" elegant capacitive touch screen
- Provides immediate visual feedback
- Available in different colored bezels and overlays
- 512 channels of eDMX output with an extensive interfacing potential
- It is so versatile that you can import your graphics or pick from the predetermined ones



TPC+EXT Accessory

- You can control 512 channels of DMX/eDMX for any type of lighting fixture
- Provides local DMX output and DALI input to the TPC controller
- Can be used as a standalone or integrated unit
- It comes in a DIN-rail compatible housing
- Compatible with the TPC only



LPC Lighting Playback Controller

- All-in-one solution for themed entertainment and LED lighting applications
- You can pre-program scenes and timelines to be dynamic, precise and entirely customizable
- Multiple controllers can be combined and they will synchronize automatically
- Provides user-friendly connectors and minimal power requirements
- A reliable product designed for 24/7 operations



CLOUD SERVICE

This cloud base software allows you to control remotely and securely your lighting application from anywhere in the world. This subscription service allows you to schedule tasks, control multiple projects, create your customized control panel, receive offline status reports, and much more.


Control Systems

Expert Level



C-DEC-5A4 INDOOR DECODER

- Stand-Alone RGB/RGBW mode with built-in programs
- Recommended for indoor applications
- 12-24VDC input voltage
- RDM compatible
- IP20 Rated



The differences between these two products are their rating. The top one is indoor rated while the bottom one is waterproof and rated for outdoor use. The bottom one also bears the UL mark as a UL Recognized Component.



C-DEC-5A4-OD OUTDOOR DECODER

- 12-36VDC input voltage
- 5A per output channel
- Waterproof option
- IP67 Rated



Both products offer RDM compatibility for 2-way DMX communication.



Programming Services



We program for
every product we sell



When you buy any of our DMX control systems you can experience the full customer service our Engineering team provides. They are specialists on every platform we offer by providing innovative and advanced lighting scenes that combine perfectly with the final application you are looking to have.

The programming services that we offer go beyond the limitations of our office walls. On-site or remotely, we can create new content for you or troubleshoot as needed. We offer the most reliable DMX lighting control systems in the market and we will walk with you every step of the way. You will never feel like you are alone in this process.

We offer **team support**
and
pre-sale services
to help you find the best solution well and right the first time.

- We work hand in hand with you to fully understand the controllability expected from your project and we help to choose the right product to achieve that.

- We have partnered with some of the industry-leading component manufacturers to bring you a diverse selection of control options that can work seamlessly together to provide you with the flexible control that you need.

- With our extensive understanding of these control components, we provide all the necessary documentation and wiring requirements as well

as on-site consultation services to ensure proper implementation of all components of the system.

- No matter which one of our control options you go with, we will include pre-programmed options that will let you explore the full capabilities of the system you purchased letting you achieve exactly what you imagined from the start, and even more.

- We also ensure a smooth transition to the end-user by making sure they are properly trained to program whatever they may need on their new control system.



ELM Software



Designer 2 Software

WE PROGRAM
YOUR REQUEST



Control System Specs

PWM CONTROL				
Product	Input Type	Output Type	Voltage Input	Max. Load Current
C-E4	RF	PWM	12-24 VDC	3A x 4CH
C-PWM-5A4-OD	RF/WiFi	PWM	12-36 VDC	5A x 4CH

Decoders				
Product	Input Type	Output Type	Voltage Input	Max. Load Current
C-DEC-5A4-OD	PWM	DMX512	12-36 VDC	5A x 4CH
C-SPI-D2S	DMX512	SPI	5-24 VDC	-

Amplifiers				
Product	Input Type	Output Type	Voltage Input	Max. Load Current
C-AMP-5A4-OD	PWM	PWM	12-36 VDC	5A x 4CH
C-DMX-AMP-OD	DMX512	DMX512	12-24 VDC	-
C-AMP-E4	PWM	PWM	12-36 VDC	5A x 4CH

PMW Remotes				
Product	Effect Provided	Output Signal	Remote Distance	Zone Control
R-DIM-4	Dimmer	RF (2.4 GHz)	98ft	4
R-FW-4	RGB/RGBW Control	RF (2.4 GHz)	98ft	4
R-PWM-8	RGB/RGBW Control	RF (2.4 GHz)	98ft	8

DMX CONTROL							
Product	Input Type	Output Type	Power Input	Universes	Stand Alone (Y/N)	Stackable (Y/N)	Software
C-ART-2W1U	eDMX	DMX512	DC	1 DMX512	No	Yes	ELM
C-ART-EU8	eDMX	DMX512	AC	8 DMX512	No	Yes	ELM
C-ART-EU24	eDMX	DMX512	AC	24 DMX512	No	Yes	ELM
C-ART-EU16S	eDMX	DMX512	DC/PoE	2 DMX512, Up to 16 eDMX	Yes	Yes	ELM
C-DMX-TPC		eDMX	PoE	1 (eDMX)	Yes	Yes	Designer2
C-DMX-LPC-X		DMX512/eDMX	PoE	2 DMX512, Up to 4 (eDMX)	Yes	Yes	Designer2
C-DMX-EXT		DMX512	PoE	1 (DMX512)	Yes	Yes	Designer2

These are the effects you can get from our CONTROL SYSTEMS

Entry Level



Intermediate Level



Expert Level

